



AGIP Participates in the Arab Regional Dialogue and Experts Meeting on Internet Governance and Cybersecurity Nexus



IN THIS ISSUE:

AGIP Participates in the Arab Regional Dialogue and Experts Meeting on Internet Governance and Cybersecurity Nexus

Why Choose .org Domain Name?

The Domain Name Industry Brief

BEIRUT - Represented by its Executive Director, Mr. Charles Shaban, Abu-Ghazaleh Intellectual Property (AGIP) participated in the Arab Regional Dialogue and Experts Meeting on Internet Governance and Cybersecurity Nexus, which was held at the UN-House, Beirut, Lebanon, December 4-7, 2018.

The meeting, addressed the theme of “Cybersecurity and Trust” in line with Internet governance priority areas for the Arab region, as stipulated in the Second Arab Roadmap for Internet Governance, aimed at exploring opportunities for partnerships with all stakeholders towards strengthening collaboration and cooperation on the Arab IGF process.

Moreover, Shaban chaired the Arab Multi-stakelder Program Advisory Committee (AMPAC), where he presented introductory notes on the current status of AMPAC Progress since July 2018, and discussed the subthemes of the main sessions to be covered during the coming Arab Internet Governance Forum in 2019.

Commenting on his participation in this event, Shaban said: “We consider the Arab IGF meetings as good examples of working together with all stakeholders: governments, business sector, civil society, academic and technical community and international and regional organizations in a constructive method, to prepare for a forum that addresses the main issues related to the Arab region. I am very honored to chair this team that consists of experts from different countries in our region”.

Why Choose .org Domain Name?



- .org is the third largest top-level domain name, with over 10 million .org domains registered.
- .org domain can be used for non-profit organizations and for profit businesses as well, whether they are local or global.
- Since its inception in 1985, .org domain has empowered and mobilized over 10 million websites.
- In 2009, .org became the first generic TLD to implement Domain Name System Security Extensions (DNSSEC) as a means to address security vulnerability in the domain name system (DNS).

The Domain Name Industry Brief



The Verisign Domain Reporter

As a global leader in domain names and Internet security, Verisign reviews the state of the domain industry through a variety of statistical and analytic research. Verisign provides this briefing to highlight important trends in domain name registration, including key performance indicators and growth opportunities, to industry analysts, media and businesses.

Executive Summary

The third quarter of 2018 closed with approximately 342.4 million domain name registrations across all top-level domains (TLDs), an increase of approximately 2.6 million domain name registrations, or 0.8 percent, compared to the second quarter of 2018. Domain name registrations have grown by approximately 11.7 million, or 3.5 percent, year over year.

Total country-code TLD (ccTLD) domain name registrations were approximately 149.3 million at the end of the third quarter of 2018, a decrease of approximately 0.5 million domain name registrations, or 0.3 percent, compared to the second quarter of 2018. ccTLDs increased by approximately 4.6

million domain name registrations, or 3.2 percent, year over year.

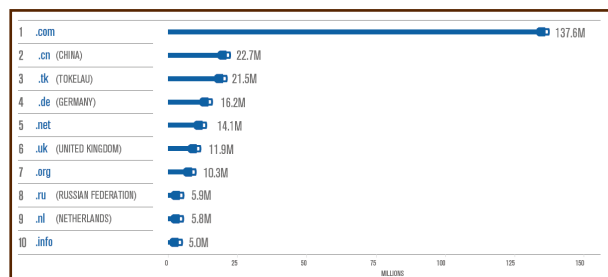
The .com and .net TLDs had a combined increase of approximately 151.7 million domain name registrations in the domain name base at the end of the third quarter of 2018, an increase of approximately 2.0 million domain name registrations, or 1.3 percent, compared to the second quarter of 2018. The .com and .net TLDs had a combined increase of approximately 5.9 million domain name registrations, or 4.0 percent, year over year. As of Sept. 30, 2018, the .com domain name base totaled approximately 137.6 million domain name registrations, while the .net domain name base totaled approximately 14.1 million domain name registrations.

New .com and .net domain name registrations totaled approximately 9.5 million at the end of the third quarter of 2018, compared to 8.9 million domain name registrations at the end of the third quarter of 2017.

Total new gTLD (ngTLD) domain name registrations were approximately 23.4 million at the end of the third quarter of 2018, an increase of approximately 1.6 million domain name registrations, or 7.5 percent, compared to the second quarter of 2018. ngTLDs increased by approximately 2.3 million domain name registrations, or 10.9 percent, year over year.

Top 10 Largest TLDs by Number of Reported Domain Names

Source: Zooknic, Q3 2018; Verisign, Q3 2018; Centralized Zone Data Service, Q3 2018



Largest ccTLDs by Number of Reported Domain Names

Source: Zooknic, Q3 2018

Total ccTLD domain name registrations were approximately 149.3 million at the end of the third quarter of 2018, a decrease of approximately 0.5 million domain name registrations, or 0.3 percent, compared to the second quarter of 2018. ccTLDs increased by approximately 4.6 million domain name registrations, or 3.2 percent, year over year. Without including .tk, ccTLD domain name registrations decreased approximately 0.5 million in the third quarter of 2018, or 0.4 percent, compared to the second quarter of 2018. ccTLDs increased by approximately 2.3 million domain name registrations, or 1.8 percent, year over year.



The top 10 ccTLDs, as of Sept. 30, 2018, were .cn (China), .tk (Tokelau), .de (Germany), .uk (United Kingdom), .ru (Russian Federation), .nl (Netherlands), .br (Brazil), .eu (European Union), .fr (France), and .au (Australia). As of Sept. 30, 2018, there were 302 global

ccTLD extensions delegated in the root zone, including Internationalized Domain Names (IDNs), with the top 10 ccTLDs composing 65.8 percent of all ccTLD domain name registrations.

Top 10 Trending Keywords in .COM and .NET in Q3 2018

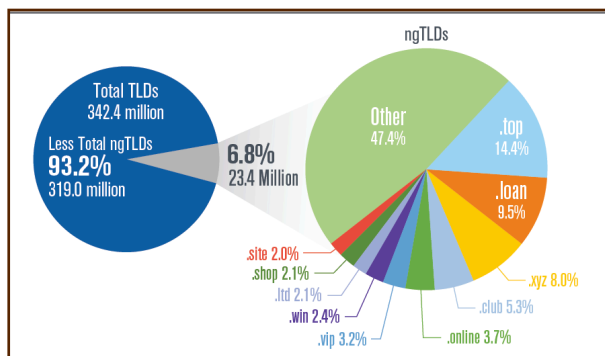
The following chart represents the top 10 trending keywords registered in English in .com and .net domain name registrations for the third quarter of 2018. Verisign publishes a monthly blog post highlighting domain name registration keyword trends that reflects trends from the previous month. Using the same methodology, this list reflects the keywords with the highest percentage of registration growth relative to the preceding quarter. This method is intended to highlight the new and changing keywords seen in .com and .net domain name registrations. By evaluating the keywords with the largest percentage shift, the top 10 that have seen a significant shift in end-user interest quarter over quarter can be identified.

Rank	.com	.net
1	attorney	company
2	divorce	smith
3	asset	lock
4	grid	hard
5	grad	clear
6	christmas	simply
7	custody	hotels
8	kiosk	sure
9	vein	sight
10	straw	peak

New gTLDs as Percentage of Total TLDs

Source: Centralized Zone Data Service, Q3 2018 and Zooknic, Q3 2018

Total ngTLD domain name registrations were approximately 23.4 million at the end of the third quarter of 2018, an increase of approximately 1.6 million domain name registrations, or 7.5 percent, compared to the second quarter of 2018. ngTLDs increased by approximately 2.3 million domain name registrations, or 10.9 percent, year over year. The top 10 ngTLDs represented 52.6 percent of all ngTLD domain name registrations. The following chart shows ngTLD domain name registrations as a percentage of overall TLD domain name registrations, of which they represent 6.8 percent, as well as the top 10 ngTLDs as a percentage of all ngTLD domain name registrations for the third quarter of 2018.

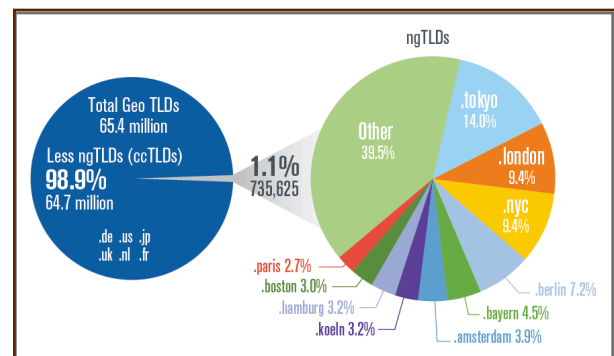


Geographical New gTLDs as Percentage of Total Corresponding Geographical TLDs

Source: Centralized Zone Data Service, Q3 2018 and Zooknic, Q3 2018

As of Sept. 30, 2018, there were 45 ngTLDs delegated that meet the following criteria: 1) has a geographical focus and 2) has more than 1,000 domain name registrations since entering general availability (GA). The chart on the left summarizes the domain name registrations as of Sept. 30, 2018, for the listed ccTLDs and the corresponding geographical ngTLDs within the same geographic region. In addition, the chart on the right highlights the top 10 geographical ngTLDs as a percentage of the total geographical TLDs.

Source: Verisign



Please feel free to contact us at:
info@tag-domains.com
Tel.: +962 6 5100 900 ext. 2743
Fax: +962 6 5100 901